


Please visit the VCP login page for SOCS:

<https://www.socscms.com/login/25722/>

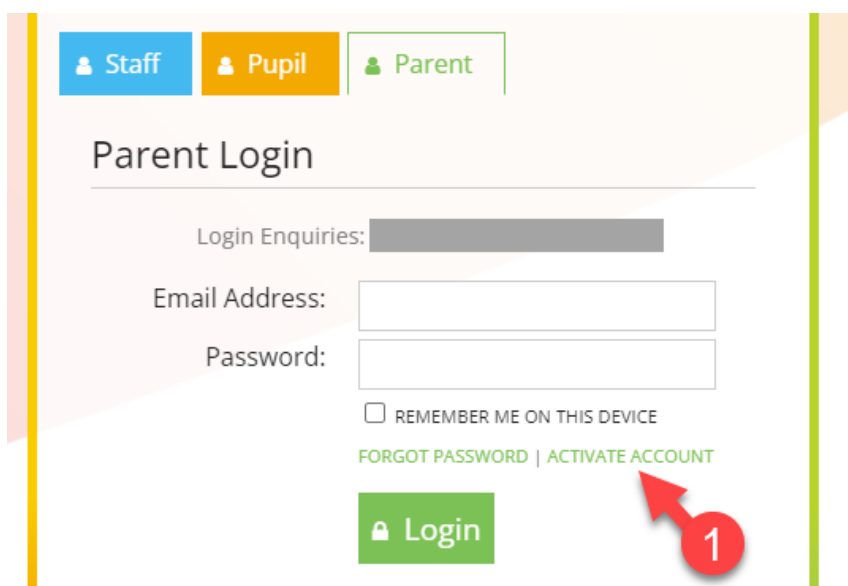
Here is what you will see:



Having clicked the green *Parent* tab, you will need to activate a SOCS account and create and manage your own password.

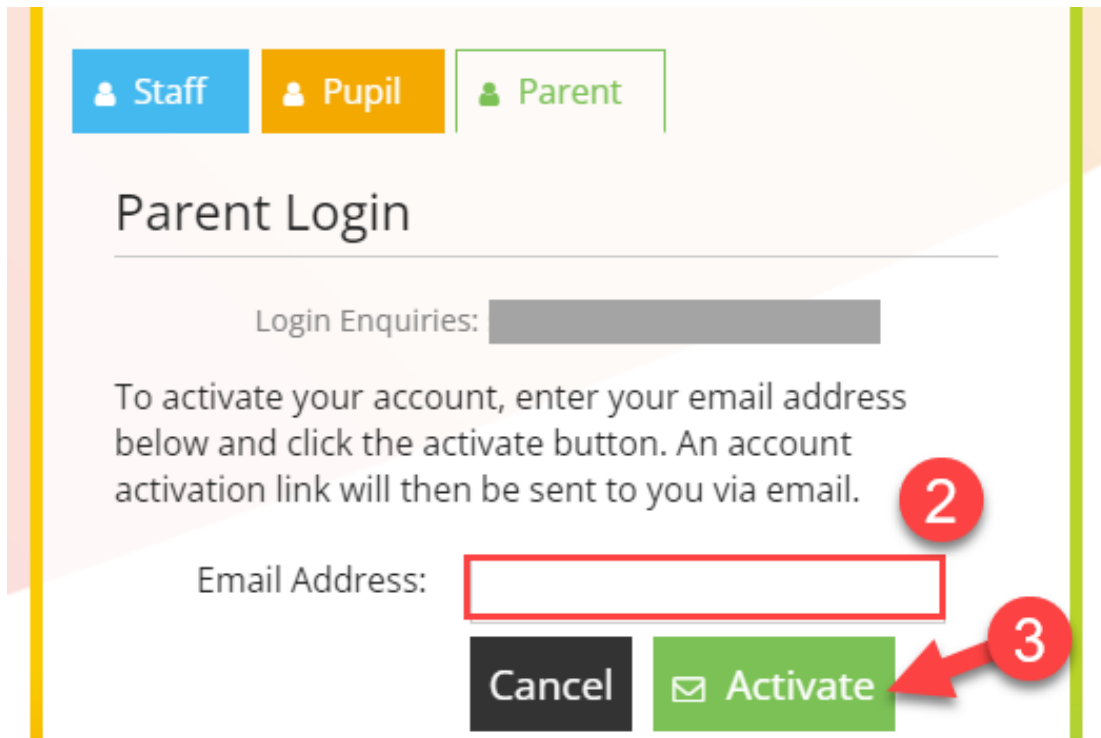
STEP 1

Click *ACTIVATE ACCOUNT*

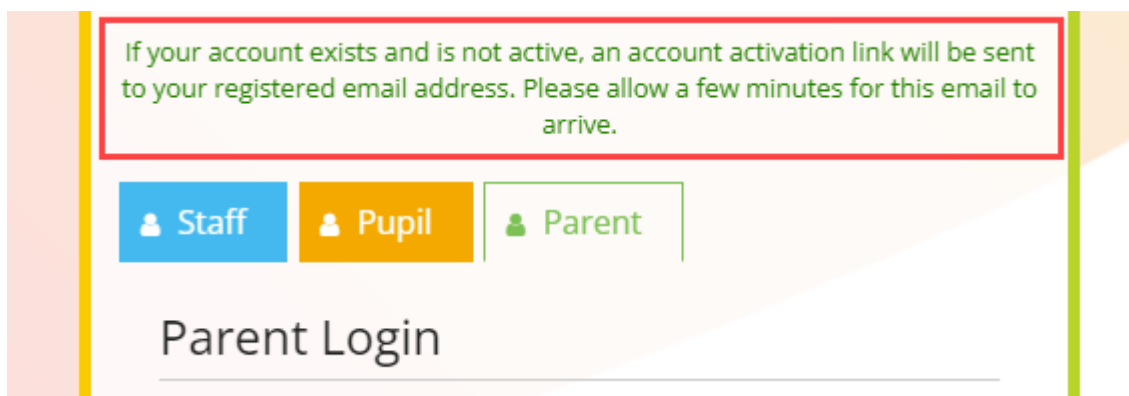


STEP 2

Enter email address that you have given to the school, it must be typed correctly and match the one we have.



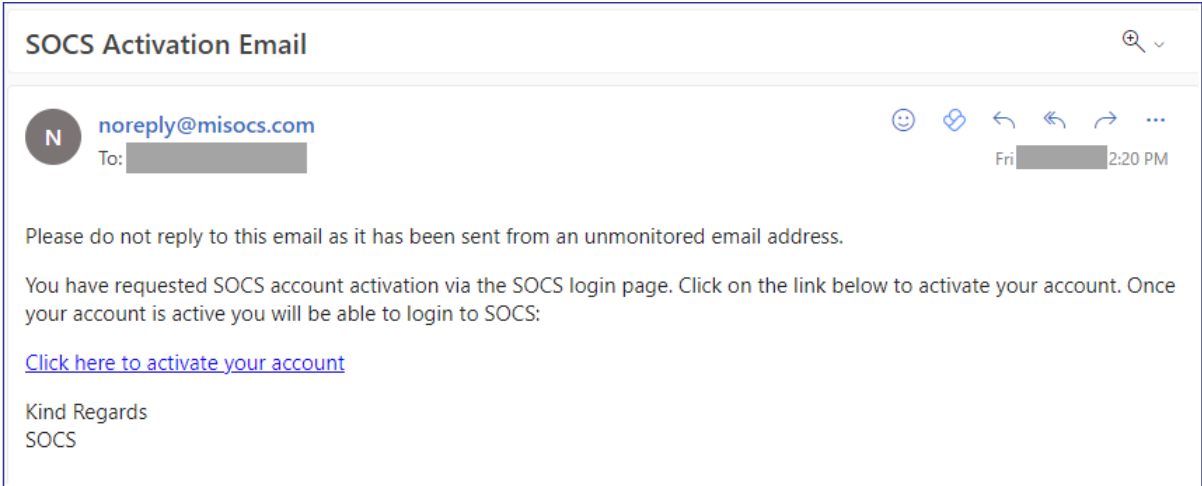
The screenshot shows the 'Parent Login' section of a website. At the top, there are three tabs: 'Staff' (blue), 'Pupil' (orange), and 'Parent' (green). Below the tabs, the text reads 'Parent Login'. Underneath, there is a 'Login Enquiries:' field with a greyed-out input box. The main instruction says: 'To activate your account, enter your email address below and click the activate button. An account activation link will then be sent to you via email.' Below this, there is an 'Email Address:' label followed by a white input box with a red border. To the right of the input box is a red circle with the number '2'. Below the input box are two buttons: a black 'Cancel' button and a green 'Activate' button with a white envelope icon. A red arrow points from a red circle with the number '3' to the 'Activate' button.



The screenshot shows a confirmation message in a red-bordered box: 'If your account exists and is not active, an account activation link will be sent to your registered email address. Please allow a few minutes for this email to arrive.' Below the message, there are three tabs: 'Staff' (blue), 'Pupil' (orange), and 'Parent' (green). Below the tabs, the text reads 'Parent Login'.

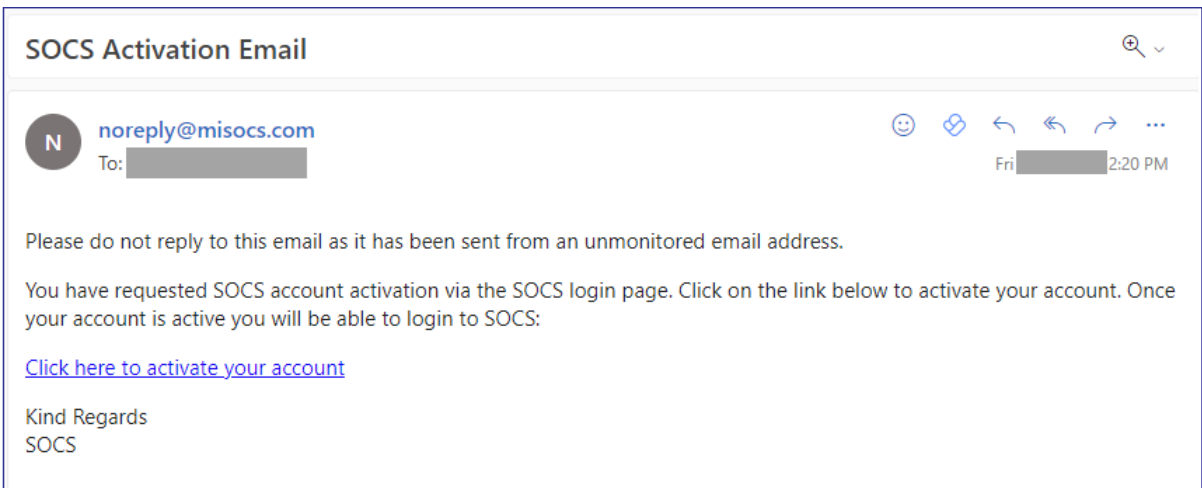
STEP 3

You will then receive an email from SOCS with a link that you should follow to create your password.



STEP 4

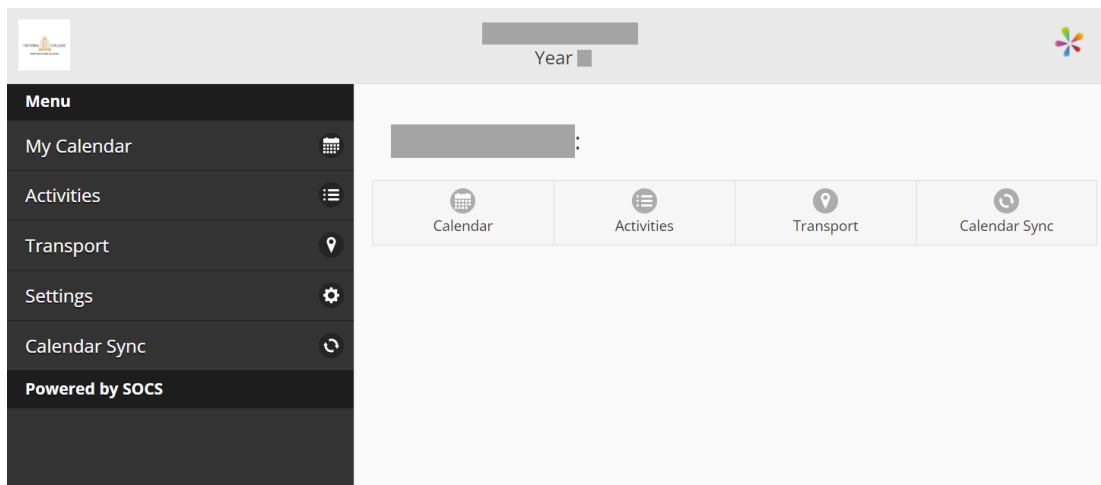
Click here to activate your account – this will allow you to create a password:



STEP 5

You will then receive an email from with a link that they follow to create their password.

You can then login and use SOCS and will land here:



If you experience any issues receiving the activation link via email, please ensure to check the following:

- Check the email has not been sent to your junk folder
- Add 'noreply@misocs.com' to your safe senders list and try re-activating your account again

If you forget your password, after you have activated your account, please use the *FORGOT PASSWORD* link on the parent login page.

Here is some generic help for parents using SOCS Co-Curricular:

[SOCS Help | Using SOCS co-curricular | SOCS Co-curricular: Information for Parents \(socscms.com\)](#)